

## PARKES TO NARROMINE



### PROJECT FACT SHEET

NSW

#### ABOUT INLAND RAIL

Inland Rail is a once-in-a-generation project that will enhance supply chains and complete the backbone of the national freight network between Melbourne and Brisbane via regional Victoria, New South Wales and Queensland.

Inland Rail will transform the way we move freight around the country, connect regional Australia to markets more efficiently, drive substantial cost savings for producers and consumers, and deliver significant economic benefits.



Comprising 13 individual projects and spanning more than 1,700km, Inland Rail is the largest freight rail infrastructure project in Australia and one of the most significant infrastructure projects in the world.


#### ABOUT THE PARKES TO NARROMINE PROJECT

The Parkes to Narromine (P2N) project is the first part of Inland Rail to be built. Between Parkes and Narromine, NSW, we will upgrade 98.4km of existing rail track and build 5.3km of new rail track to improve transit times.









This is the first step in constructing the largest freight rail infrastructure program in Australia.

Inland Rail will also provide a direct rail link between south east Queensland, Adelaide and Perth via the Parkes north west connection. This connection will deliver immediate benefits with the east-west transcontinental line to Perth.

**NARROMINE**   **DUBBO**

 **PARKES**

#### LEGEND

-  Inland Rail – new track
-  Inland Rail – existing track to be upgraded
-  Existing rail
-  ARTC rail network
-  City
-  Project boundary
-  Town
-  Port

**NEWCASTLE**



#### INLAND RAIL PROJECTS

Inland Rail has been divided into 13 projects to deliver the 1,700km rail line by 2025. The Parkes to Narromine (P2N) project will use existing rail lines and is one of seven projects in NSW.

## WHAT ARE WE DOING?

The upgrades to the existing rail corridor and track between Parkes and Narromine include:

- ▶ replacing existing sleepers, rail and ballast with new ballast, concrete sleepers and rail
- ▶ re-aligning the track to reduce tight curves
- ▶ raising the level of the rail formation (the supportive foundations of the track)
- ▶ replacing and upgrading existing culverts
- ▶ renewing and upgrading existing level crossings.

We will also construct three crossing loops (areas where trains can pass each other), and work on level crossings, signalling and communications, signage, fencing, and services and utilities adjustments within the corridor.

## WHERE ARE WE NOW?

Early work for construction, such as deliveries, surveying and site inspections, began on P2N in November 2018.

Construction fully commenced in February 2019 and since then INLink, a joint venture between BMD Group and Fulton Hogan, have been busy constructing Inland Rail between Parkes and Narromine. Key activities include earthworks, installing drainage structures (culverts), upgrading level crossings, removing existing rail and laying new rail.

In late August 2019, the 5.3km section of new rail on P2N called the North West Connection was handed over to ARTC Operations, ready for trains to begin using the line.

The North West Connection joins Inland Rail to the existing Broken Hill track, part of the transcontinental railway between Sydney and Perth.

## NEXT STEPS

We will keep impacted residents and businesses up to date about upcoming works in their area.

Information about our work, traffic changes and road closures will be available on our website [inlandrail.com.au/p2n](http://inlandrail.com.au/p2n)

We expect the work on Inland Rail between Parkes and Narromine to be completed by mid-2020.

## NEIGHBOURING PROJECTS

P2N connects to the Stockinbingal to Parkes (S2P) project in the south and Narromine to Narrabri (N2N) in the north. These projects are different in type and timing to P2N.

S2P will focus on upgrading existing structures such as bridges and underpasses, while N2N will establish a new rail corridor and tracks.



Work is complete on the North West Connection, which joins Inland Rail to the existing Broken Hill track.



\*Timeframes are indicative and are subject to change

## WANT TO KNOW MORE?

ARTC is committed to working with landowners, communities, state and local governments as a vital part of our planning and consultation work, and we value your input. If you have any questions or comments about this fact sheet, please let us know.

📞 1800 732 761 (24 hours, 7 days)

✉ [inlandrailnsw@artc.com.au](mailto:inlandrailnsw@artc.com.au)

📧 ARTC Inland Rail, GPO Box 14, Sydney NSW 2001

[inlandrail.com.au](http://inlandrail.com.au)



# ARTC

The Australian Government is delivering Inland Rail through the Australian Rail Track Corporation (ARTC), in partnership with the private sector.

CURRENT AS SEPTEMBER 2019