

Geotechnical and Survey Investigation – Greater Hume and Lockhart Shire June – September 2025

Martinus has been engaged to undertake construction on the Albury to Illabo section of the Inland Rail project in New South Wales.

Martinus will undertake various investigation and survey work within the railway corridor and adjacent road surfaces in Greater Hume and Lockhart Shire from **June to September 2025**, weather and ground conditions permitting.

The work will occur during normal construction hours of **7am to 6pm Monday to Friday** and **8am to 6pm on Saturday**.

In the event that work is required outside these construction hours, impacted neighbours will be notified in advance.

Work being done

- cadastral survey and mapping
- environmental surveys and monitoring
- geotechnical and service investigations, including non-destructive digging (NDD)
- minor signalling work

What can I expect?

- survey and testing equipment will be operating on-site during the hours noted above
- traffic management may be required in some locations where works are occurring close to roads or for safe access. Please observe all traffic management instructions and signage
- increased vehicle movements with site vehicles and support vehicles accessing work sites
- nearby residents may experience some daytime noise

Machinery used

Equipment used for work includes but is not limited to, excavators, drill rigs, small truck mounted drill rig, NDD truck, water carts and support vehicles, workers using hand tools and survey equipment, traffic management equipment and signage.

How we're managing impacts

- Use of non-tonal reversing alarms on all equipment and turning off equipment when not in use
- Instructing workers to keep noise to a minimum and being respectful of our neighbours
- Works will be monitored to ensure compliance with Project Approval Conditions.

For any concerns or enquiries phone **1800 732 761** or email inlandrailnsw@inlandrail.com.au


Information about Inland Rail is available at <https://inlandrail.com.au/>


Thank you for your patience and cooperation while we carry out these works.



Please scan the QR code for latest information.

 1800 732 761  inlandrailnsw@inlandrail.com.au

 GPO Box 14, Sydney NSW 2000

 Please call our free translation and interpreter service on **131 450** (24 hours a day) if English is your second language and you need help reading this document

Geotechnical and Survey Investigation – Greater Hume and Lockhart Shire

June – September 2025

Location of work

1. Culcairn Railway Station



2. Henty Railway Station



☎ 1800 732 761 @ inlandrailnsw@inlandrail.com.au

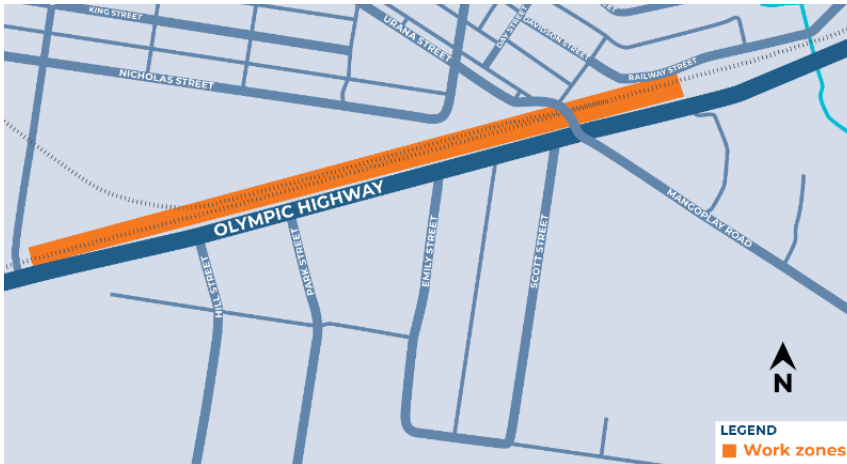
✉ GPO Box 14, Sydney NSW 2000

🗣 Please call our free translation and interpreter service on 131 450 (24 hours a day) if English is your second language and you need help reading this document

Geotechnical and Survey Investigation – Greater Hume and Lockhart Shire

June – September 2025

3. The Rock Railway Station



4. Yerong Creek Railway Station



☎ 1800 732 761 @ inlandrailnsw@inlandrail.com.au

✉ GPO Box 14, Sydney NSW 2000

🗣 Please call our free translation and interpreter service on 131 450 (24 hours a day) if English is your second language and you need help reading this document