

Construction update Illabo to Stockinbingal 1-31 May 2026

Inland Rail has engaged John Holland as construction partner for the Illabo to Stockinbingal section of the project.

Description of works

Proposed activities include (subject to approval):

- Surveying, utility, environmental and geotechnical investigations
- Installing fencing and gates along the rail corridor
- General earthworks, including clearing works, stripping topsoil
- Constructing a haul road within the rail corridor
- Commencing formwork and concreting for drainage culverts
- Piling works and bridge construction
- Enabling works including preparing access roads
- Installing a temporary water pipeline
- Installing utilities including water, power and telecommunication relocation work.
- Continuing pit installation, trenching and electrical work within the rail corridor.
- Crushing and screening operations
- Blasting in select locations. Affected landowners will be notified in advance.

At times certain activities such as out-of-hours work, deliveries or movement of oversized machinery may need to occur outside standard daytime hours. Work activities are subject to ground and weather conditions and may be rescheduled. Affected stakeholders will be notified should this occur.

Hours of work

Construction is planned to occur during standard working hours: **7am to 6pm**, Monday to Sunday. Some work may also take place between **6am and 6pm** on any day, with limits on early morning activities and in consultation with affected stakeholders.

Plant and water truck refuelling may be undertaken outside of these hours as required.

Possession work

A track possession will occur from **1am Saturday 2 May, to 11pm Tuesday 5 May 2026, with works**

occurring continuously throughout this

period. Activities will include earthworks adjacent to the existing line, the delivery and stockpiling of rail materials within the rail corridor; and signalling works (refer to map on the following page for location details).

What can I expect?

- Affected property owners will be contacted prior to work commencing
- Traffic management, including reduced speed limits, near worksites adjacent to roads, for safe access. Please follow all instructions and signage
- Workers operating machinery, equipment, hand tools and service vehicles
- Residents nearby may notice a temporary increase in noise during work activities.
- Authorised drone activity to conduct survey work over the worksite.

Expected plant and machinery used

Plant and machinery may include, but are not limited to: excavators, dozers, scrapers, articulated dump trucks, rollers, loaders, forklifts, delivery truck and dogs, drill rigs, small truck mounted drill rig, concrete truck, water carts and support vehicles, survey equipment (including drones), hand tools, piling rig, traffic management equipment and signage.


How we're managing impacts


- Traffic management and reduced road speeds, where applicable
- Environmental controls such as respite periods between noisy works, using smallest plant possible to complete the task, and turning plant off when not in use
- Access to private properties will be maintained
- Providing respite times as needed
- Temporary fencing around work areas

Work locations

Work will occur at various locations within the project boundaries.

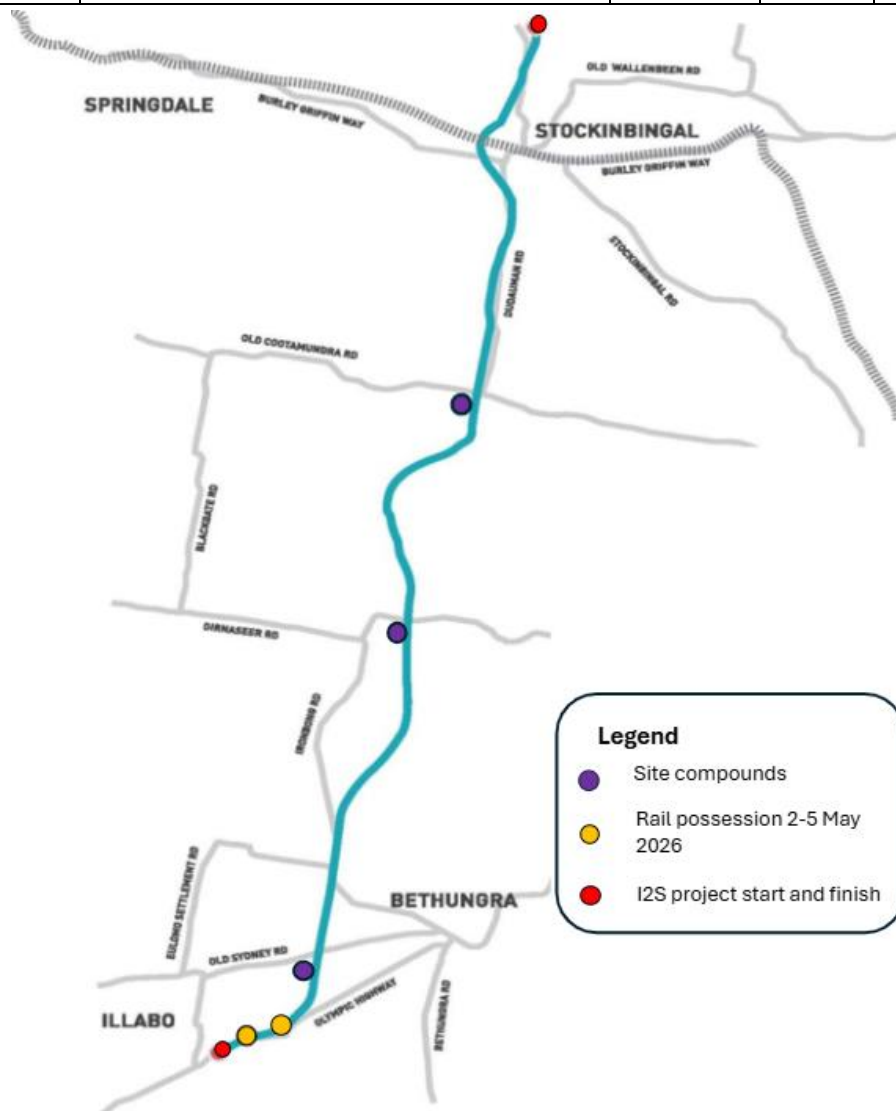
 1800 732 761  inlandrailnsw@inlandrail.com.au

 Suite 19.02, Level 19, 60 Margaret Street, Sydney

 Please call our free translation and interpreter service on **131 450** (24 hours a day) if English is your second language and you need help reading this document

Out of hours work over coming months that may occur between between 6pm-6am (Mon-Sun) shown below.

Activity	Location	Noise impact	May	June	July
Concrete pours	Whole alignment for various activities including site set up and fencing.	Low to medium	•	•	•
Plant and water truck refuelling	Whole alignment	Low	•	•	•
Utility relocation works	Whole alignment	Low to medium	•	•	•
Oversized machinery, equipment and material deliveries	Site entrances on Warrens Lane, Old Sydney Road, Dirnaseer Road, Old Cootamundra Road, Dudauman Road and Burley Griffin Way	Low to medium	•	•	•
Pit installation and trenching works	Illabo to Olympic Highway – within rail corridor	Low	•	•	•
Rail possession (see over page for detail)	Illabo	Medium to high	•		



We will continue to keep you updated on the progress of work in your area. For any concerns, to provide feedback or discuss construction work including respite, phone **1800 732 761** or email inlandrailnsw@inlandrail.com.au

☎ 1800 732 761 @ inlandrailnsw@inlandrail.com.au

✉ Suite 19.02, Level 19, 60 Margaret Street, Sydney

🗣 Please call our free translation and interpreter service on **131 450** (24 hours a day) if English is your second language and you need help reading this document

